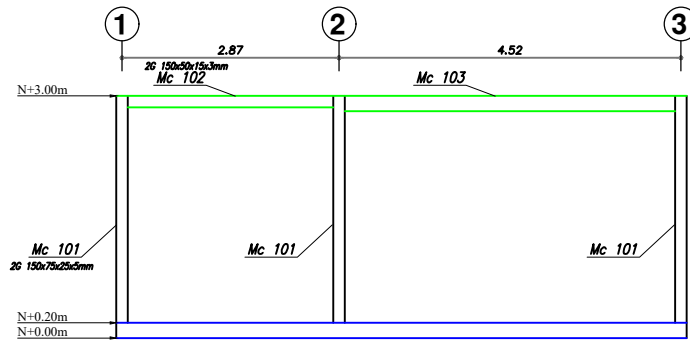



RefN°	Revision Note	Date	Signature	Checked



VISTA DE PORTICO EJE A

Escala : 1:100

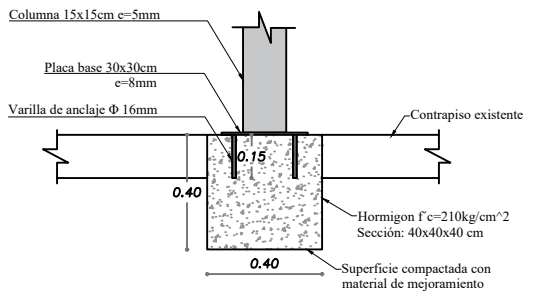
PLANILLA DE PERFILERIA										
MARCA	Φ	TIPO	#	DIMENSIONES				L PARCIAL	L TOTAL	PESO/M
				a	b	c	d	m	m	kg/m
101		2G	6	150	75	25	5	3,00	18	12,28
102		2G	2	150	50	15	3	2,72	5,44	6,07
103		2G	2	200	50	15	3	4,37	8,74	7,25
104		2G	3	150	50	15	3	3,17	9,51	6,07
105		2G	4	150	50	15	3	3,27	13,08	6,07
										kg
										442,08
										66,0416
										126,73
										115,4514
										158,7912



3 mm (25 x 50) vein 4 mm

DETALLE DE MALLA DE PROTECCION VENTANA

Escala : S/E



DETALLE DE ANCLAJE

Escala : S/E

This document is MAG property. It should not be shared with any third party without MAG's written approval.



FILE NAME
Pañol Armada HQ.dwg
Date DWG: By:
Date Verification: By:
Date Approval: By:
MAG International, WAM Project.

Sheet 1.1.

Rehabilitación de la armería perteneciente a la Estación Naval de Quito.